





















Warning:

Disconnect +V / Red wire BEFORE connecting USB cable.









Wiegand Interface:

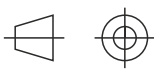
+V		Red	+5-30 V DC
0V		Black	0V
D1		White	Wiegand Data 1
D0		Green	Wiegand Data 0
TA		Blue	Tamper output
DA			
DB			
BZ		Yellow	Beeper Input
LR		Brown	LED Input (Red)
LG		Orange (Pink)	LED Input (Green)

OSDP Interface:

+V		Red	+5-30 V DC
0V		Black	0V
D1		White	Output 1
D0		Green	Output 0
TA		Blue	Output 2
DA		Grey	RS485 - A / D+
DB		Violet	RS485 - B / D-
BZ		Yellow	Input 0
LR		Brown	Input 1
LG		Orange (Pink)	Input 2

Clock/Data Interface:

+V		Red	+5-30 V DC
0V		Black	0V
D1		White	Clock
D0		Green	Data
TA		Blue	Tamper output
DA			
DB			
BZ		Yellow	Beeper Input
LR		Brown	LED Input (Red)
LG		Orange (Pink)	LED Input (Green)


 Technical drawings
 according to DIN
 specifications



SECURITY
ENGINEERING

Tel.: +45 87 30 04 45
 www.securityengineering.dk

Design : SE 1090 DT / DC / DKT / DKC

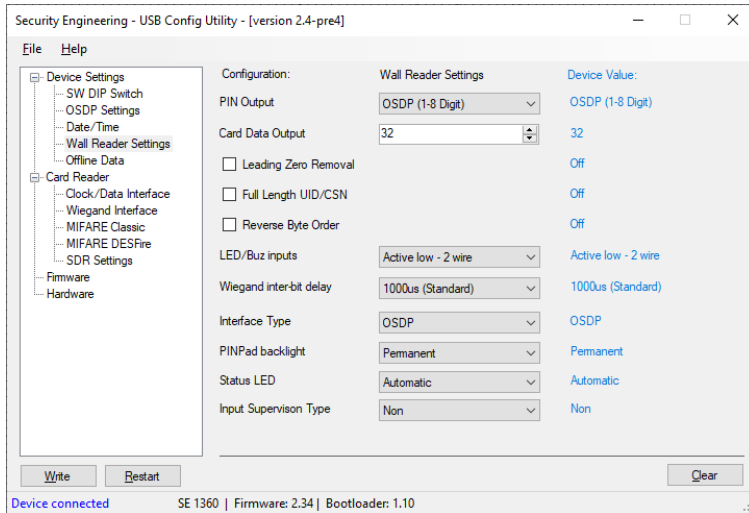
Subject : MIFARE/DESFire card reader for OSDP bus

Scale :

Dato : 2023-12-28

Rev.: B

Card Reader Configuration



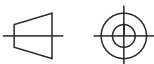
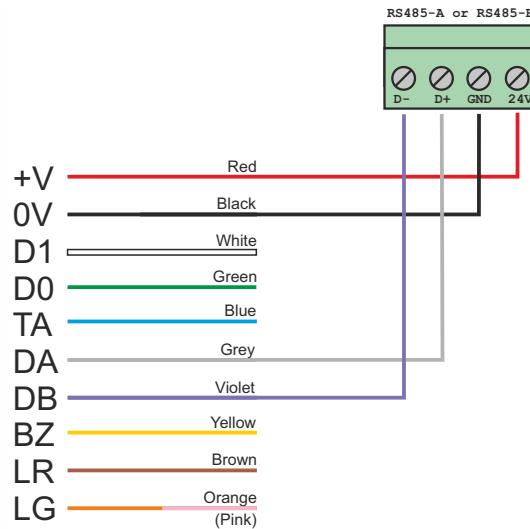
Warning:

Disconnect +V / Red wire BEFORE connecting USB cable.

Card Reader readID Wall E



Door Controller TechPoint



Technical drawings according to DIN specifications

SECURITY
ENGINEERING

Tel.: +45 87 30 04 45
www.securityengineering.dk

Design : SE 1090 DT / DC / DKT / DKC

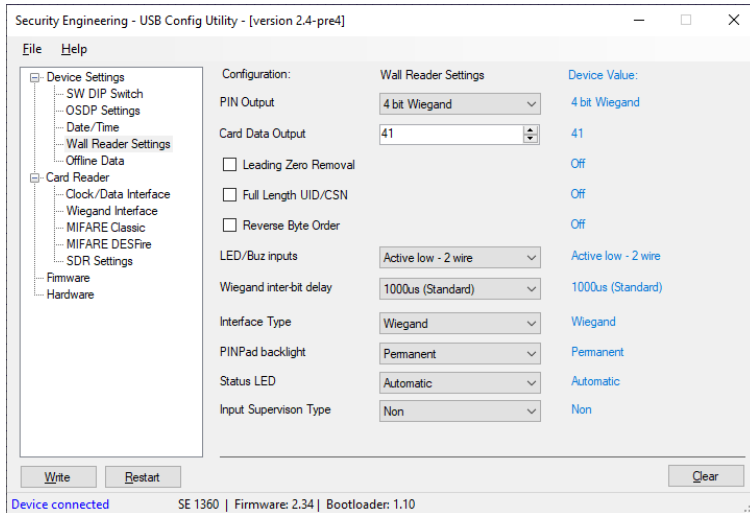
Subject : Connections to TechPoint

Scale :

Dato : 2023-12-28

Rev.: A

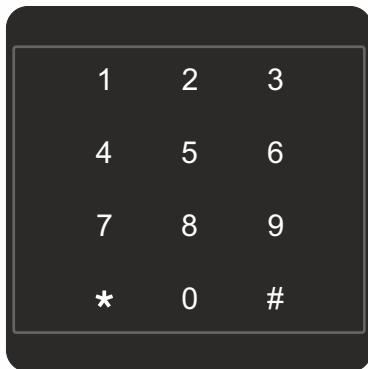
Card Reader Configuration



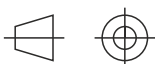
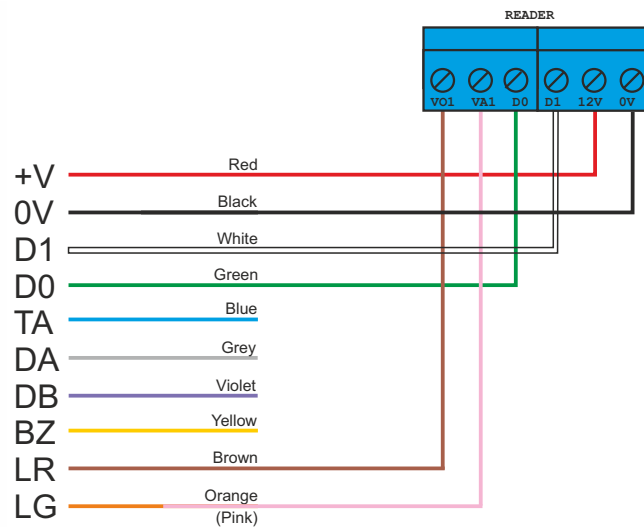
Warning:

Disconnect +V / Red wire BEFORE connecting USB cable.

Card Reader
readID Wall E



Door Controller
Vanderbilt SPCA210



Technical drawings
according to DIN
specifications

SECURITY
ENGINEERING

Tel.: +45 87 30 04 45
www.securityengineering.dk

Design : SE 1090 DT / DC / DKT / DKC

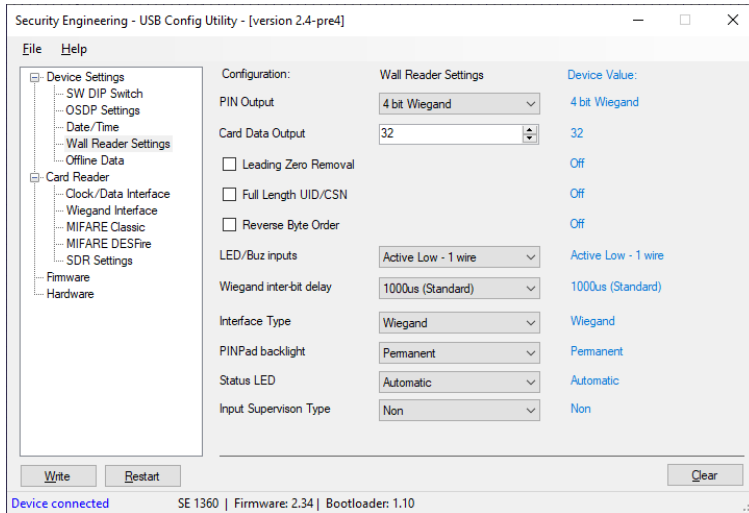
Subject : Connections to Vanderbilt SPC A210

Scale :

Dato : 2023-12-28

Rev.: A

Card Reader Configuration

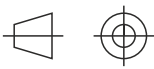
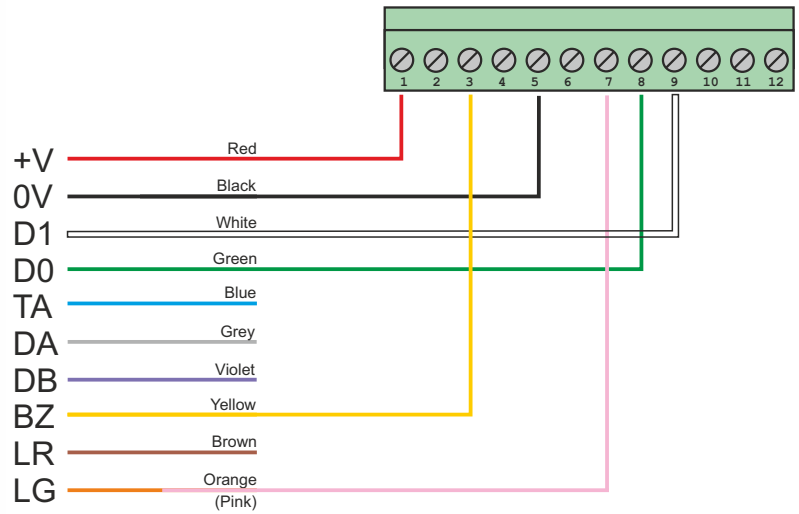


Warning:

Disconnect +V / Red wire BEFORE connecting USB cable.

Card Reader
readID Wall E

Door Controller
NOX CMU



Technical drawings
according to DIN
specifications

SECURITY
ENGINEERING

Tel.: +45 87 30 04 45
www.securityengineering.dk

Design : SE 1090 DT / DC / DKT / DKC

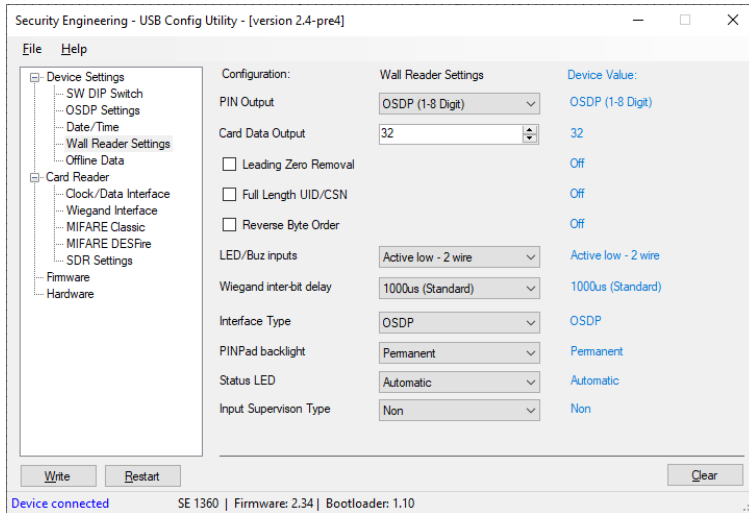
Subject : Connections to NOX CMU

Scale :

Dato : 2023-12-28

Rev.: A

Card Reader Configuration

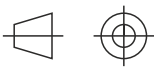
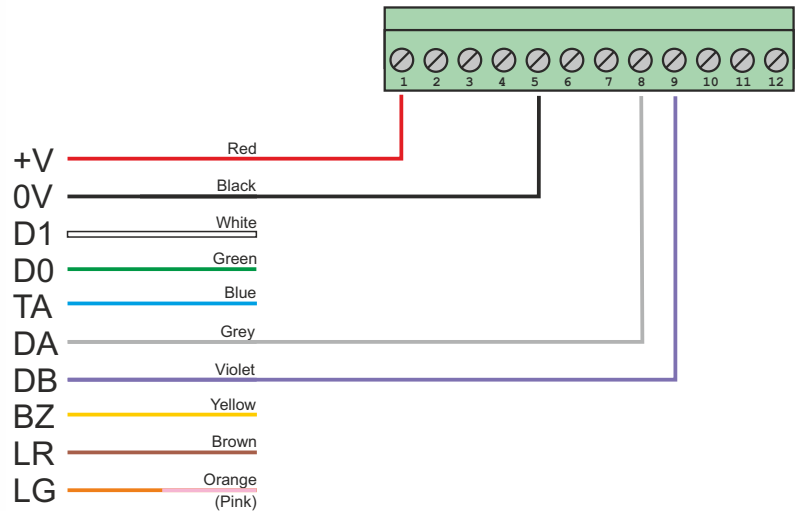


Warning:

Disconnect +V / Red wire BEFORE connecting USB cable.

Card Reader
readID Wall E

Door Controller
NOX CMO



Technical drawings
according to DIN
specifications

SECURITY
ENGINEERING

Tel.: +45 87 30 04 45
www.securityengineering.dk

Design : SE 1090 DT / DC / DKT / DKC

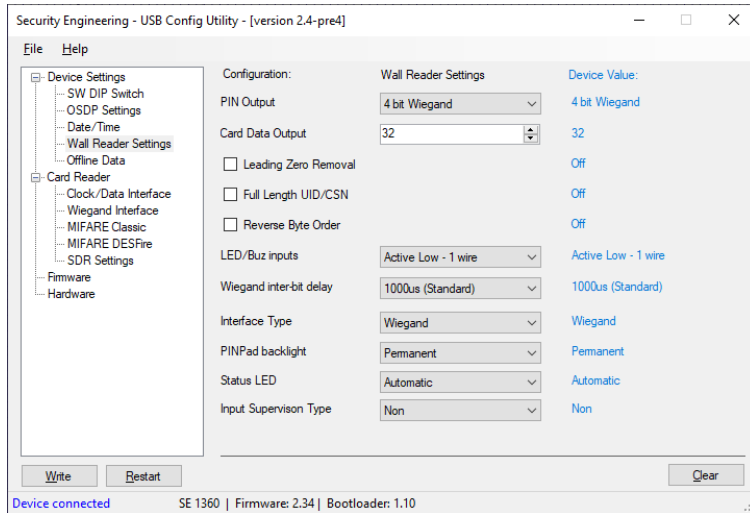
Subject : Connections to NOX CM0

Scale :

Dato : 2023-12-28

Rev.: A

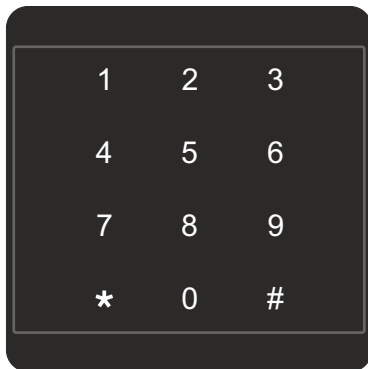
Card Reader Configuration



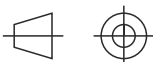
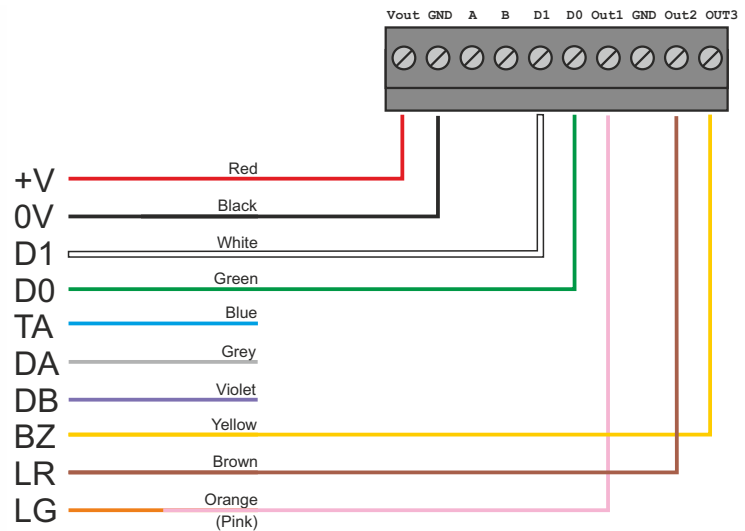
Warning:

Disconnect +V / Red wire BEFORE connecting USB cable.

Card Reader readID Wall E



Door Controller Nedap AEOS Blue (Wiegand)



Technical drawings
according to DIN
specifications

SECURITY
ENGINEERING

Tel.: +45 87 30 04 45
www.securityengineering.dk

Design : SE 1090 DT / DC / DKT / DKC

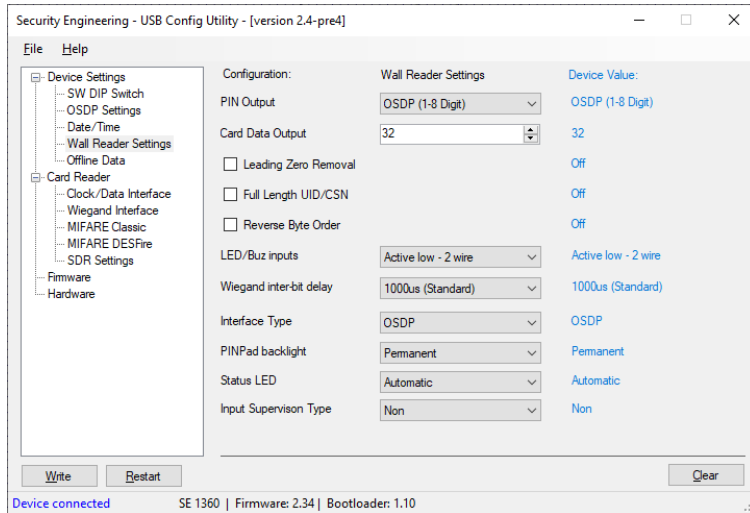
Subject : Connections to Nedap AEOS Blue Wiegand

Scale :

Dato : 2023-12-28

Rev.: A

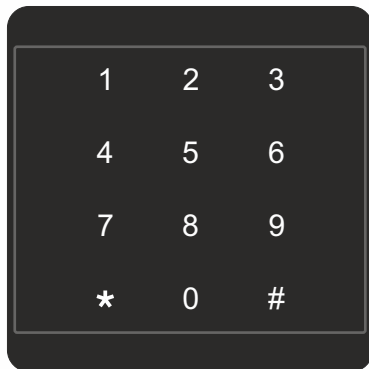
Card Reader Configuration



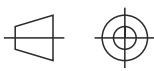
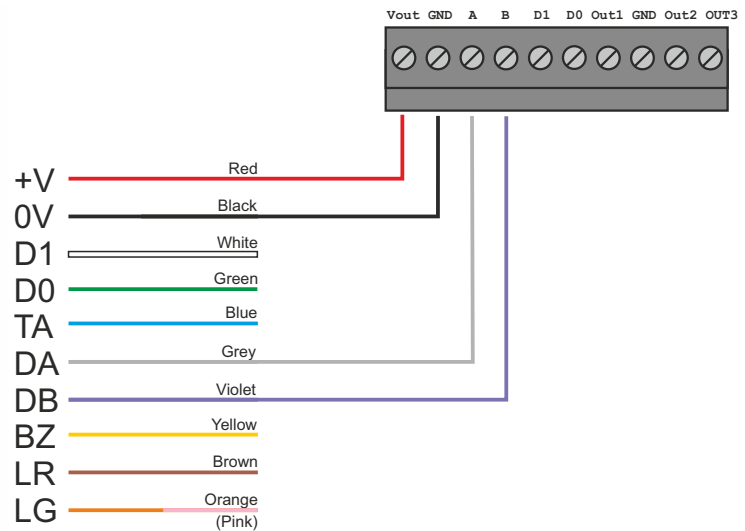
Warning:

Disconnect +V / Red wire BEFORE connecting USB cable.

Card Reader readID Wall E



Door Controller Nedap AEOS Blue (OSDP)



Technical drawings according to DIN specifications

SECURITY
ENGINEERING

Tel.: +45 87 30 04 45
www.securityengineering.dk

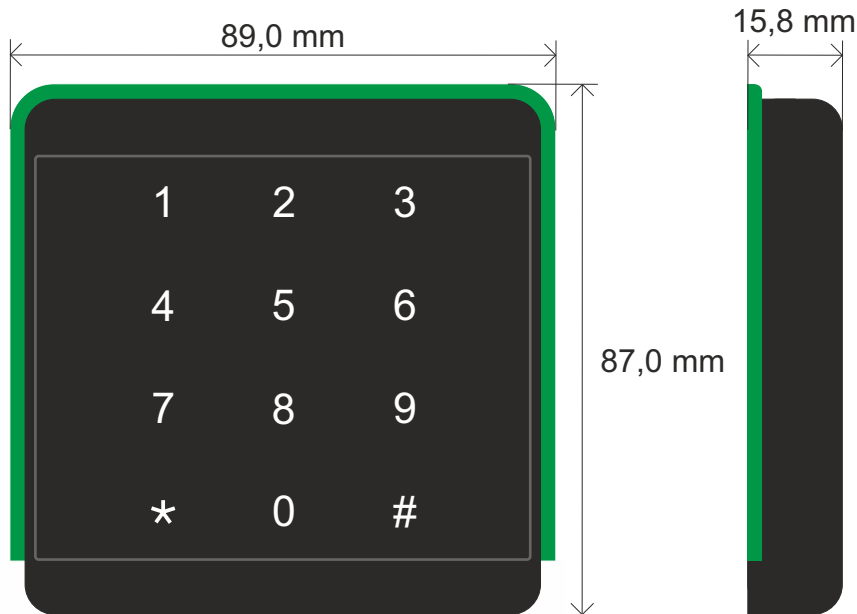
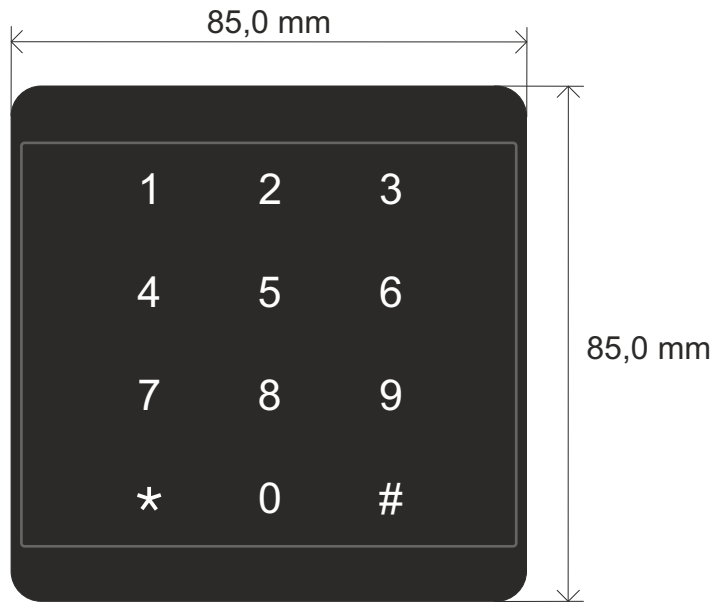
Design : SE 1090 DT / DC / DKT / DKC


Subject : Connections to Nedap AEOS Blue - OSDP

Scale :

Dato : 2023-12-28

Rev.: A




 Technical drawings
 according to DIN
 specifications



SECURITY
ENGINEERING

Tel.: +45 87 30 04 45
www.securityengineering.dk

Design : SE 1090

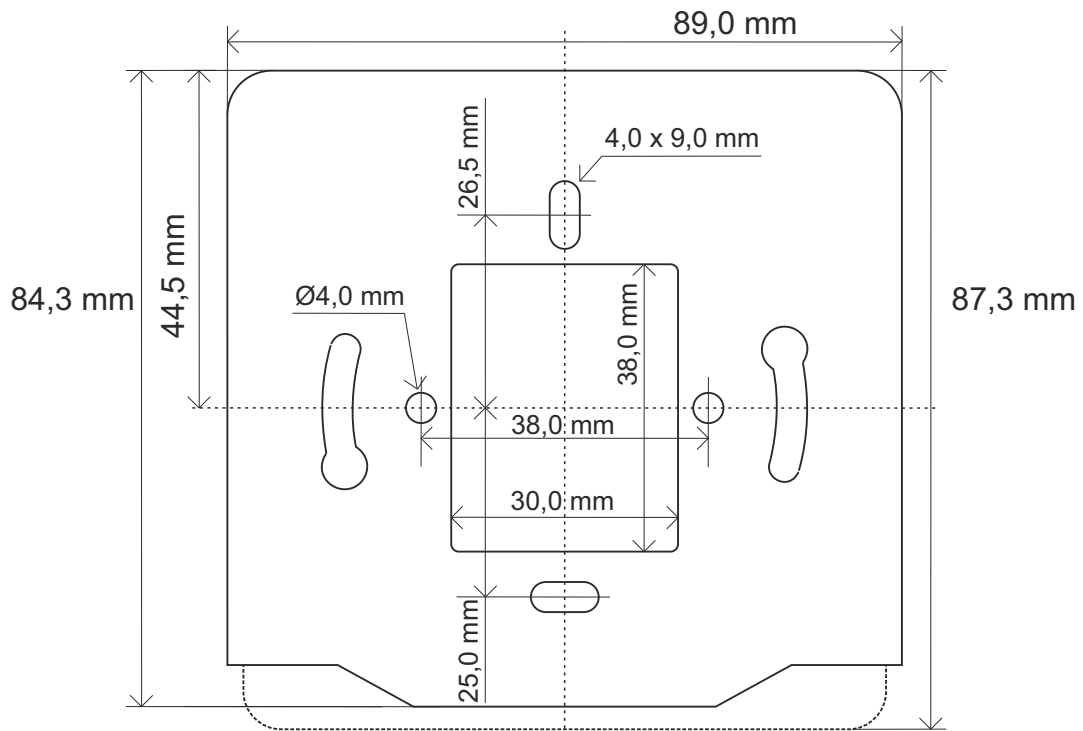
Subject : Mechanical drawing

Scale :

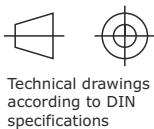
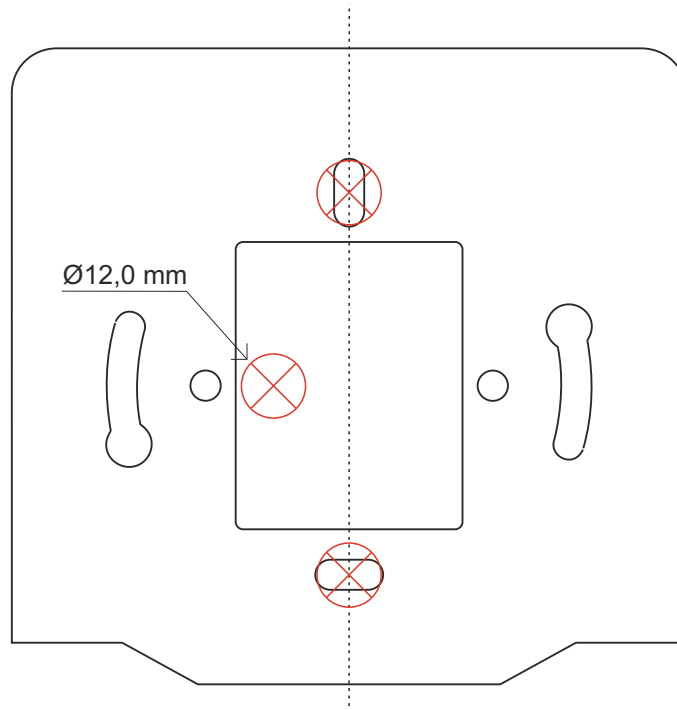
Dato : 2023-03-16

Rev.: A

SE 1090 - Mounting plate dimensions



SE 1090 - Drill guide



SECURITY
ENGINEERING

Tel.: +45 87 30 04 45
www.securityengineering.dk

Design : SE 1090

Subject : Mounting plate drawing

Scale : 1:1

Dato : 2023-03-16

Rev.: A